GaAs MMIC
Low Noise Amplifier
8-11GHz

Features

- Frequency: 8-11GHz
- Gain: 21dB
- Gain Flatness: ±0.5dB
- Noise Figure: 0.8dB
- P1dB: 14dBm
- Power supply: 50mA@+5V
- I/O 50 Ohm matching: VSWR < 1.8

Functional Block Diagram

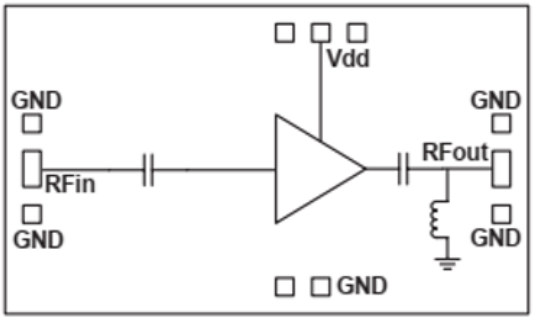

Typical Applications

- Test Instrumentation
- Microwave Radio & VSAT
- Military & Space
- Telecom Infrastructure
- Fiber Optics

Electrical Specifications

TA = +25ºC, Vdd = +5V, Vgg = +0.63V (On-wafer Measurement Results)

Parameters	Min.	Typ.	Max.	Units
Frequency		8-11		GHz
Gain		21		dB
Noise Figure		0.8		dB
Output 1dB Compression (P1dB)		14		dBm
Input Standing Wave		1.5		dB
Output Standing Wave		1.5		dB
Operating Current (@Vdd = 5V)		50		mA

Frequency Response

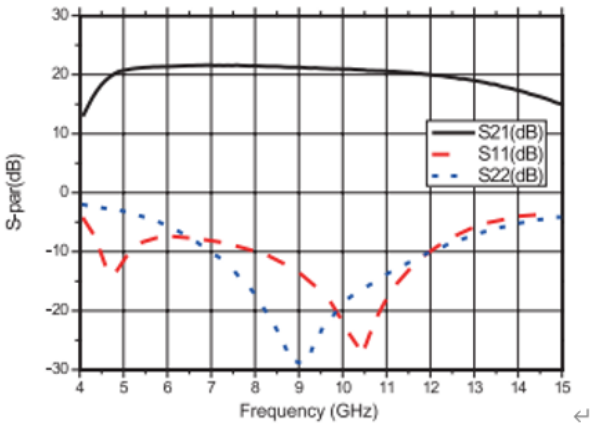

Noise Figure

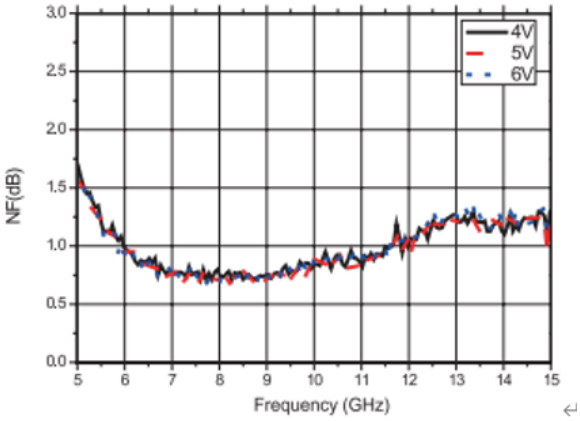

Gain

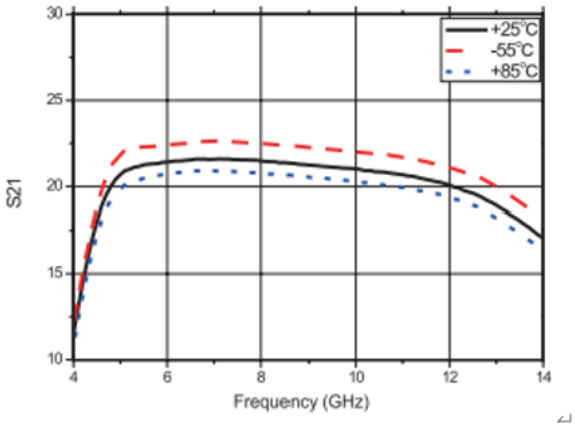

P1dB

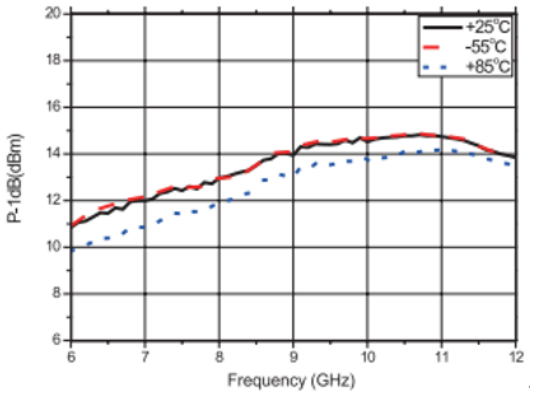

OIP3

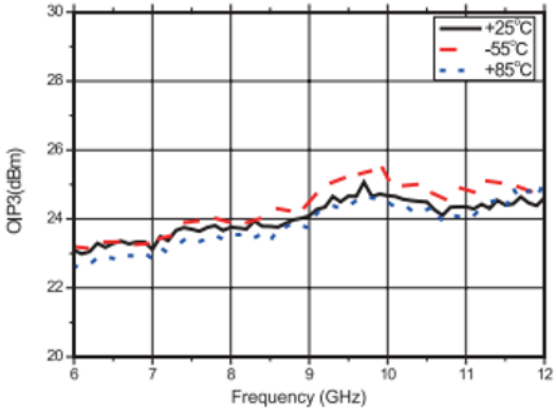

Outline Drawing:

All Dimensions in µm

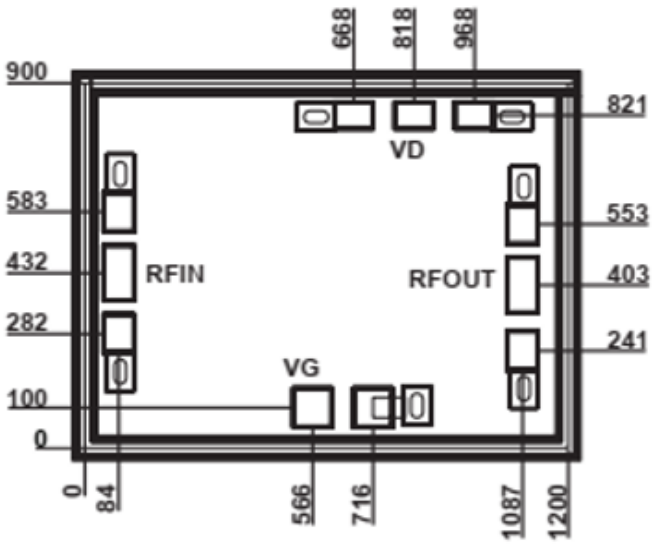
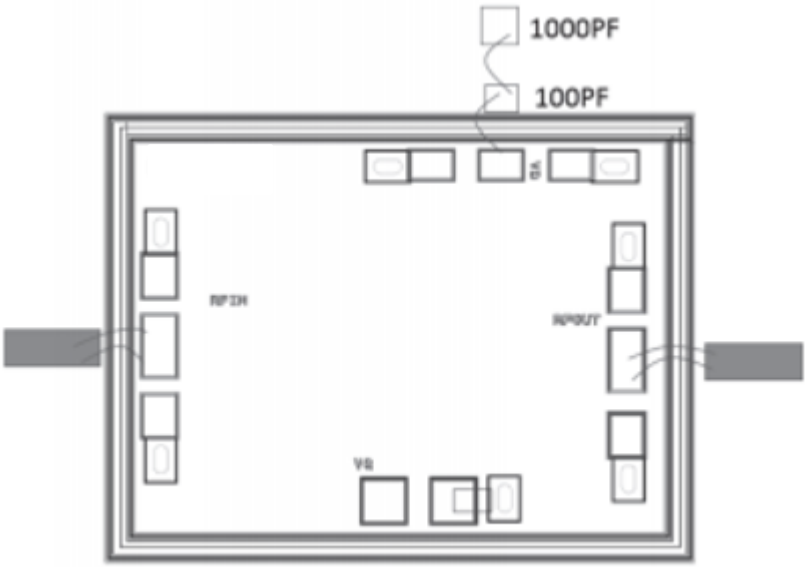
Assembly Drawing (Bond testing)