


**Features**

- Frequency: DC-20GHz
- IL: 3.0dB typ.
- Att. Range: 15dB
- Control bits: 4bits
- Input /Output Return Loss: 20dB typ.
- Power Supply: -5 V
- Control Level: -5/0 V
- Die Size: 1.76 x 1.01 x 0.1 mm

**Typical Applications**

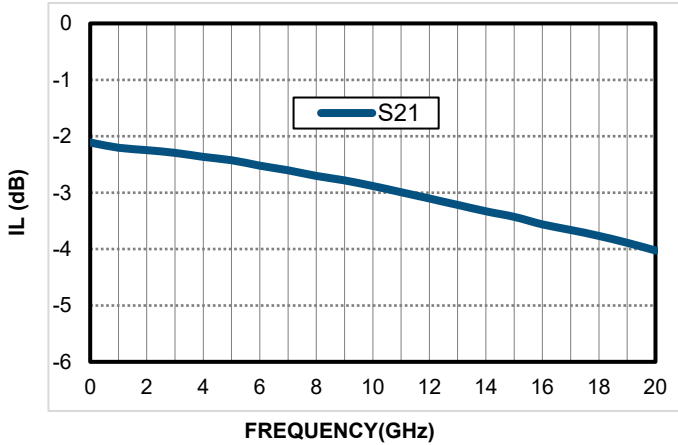
- Test Instrumentation
- Microwave Radio & VSAT
- Military & Space
- Telecom Infrastructure
- Fiber Optics


**Electrical Specifications**
**TA = +25°C, VEE = -5V**

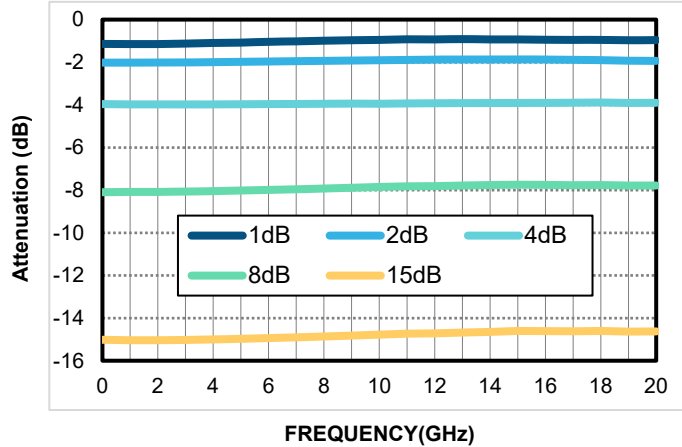
Parameters	Min.	Typ.	Max.	Min.	Typ.	Max.	Min.	Typ.	Max.	Units
Frequency	DC-6			6-18			18-20			GHz
IL		2.5			3			3.5		dB
ATT Range		15			15			15		dB
Attenuation accuracy	±0.4dB									dB
Input RL		20			20			20		dB
Output RL		20			20			20		dB
Input P1dB	24 (typ.)									dBm
Switch time	30 (typ.)									ns



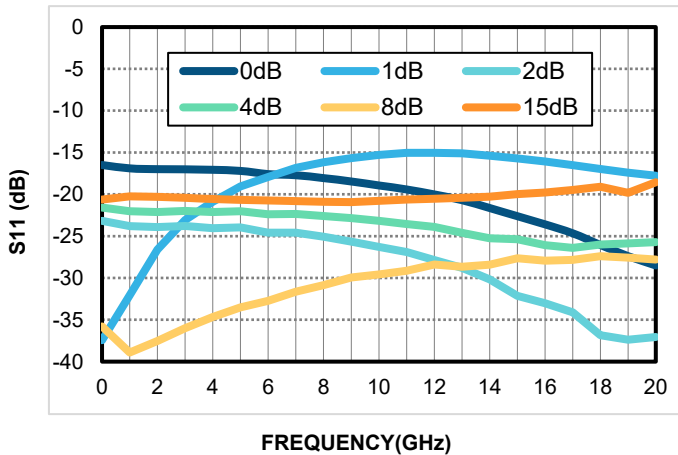
### IL vs. Frequency



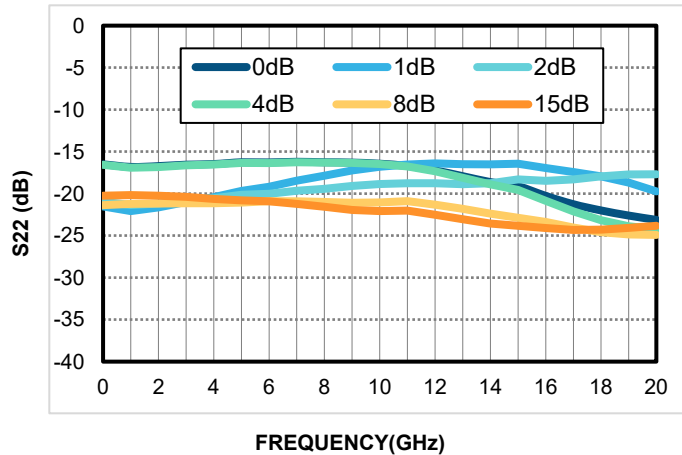
### Att. vs. Frequency



### Input RL vs. Frequency



### Output RL vs. Frequency

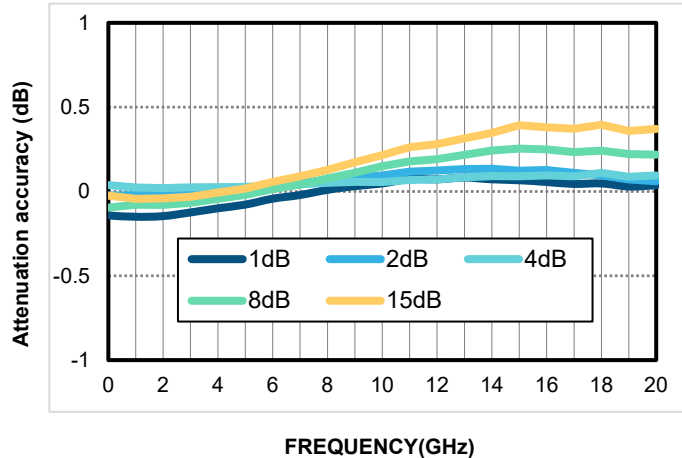


### Additional phase shift vs. Frequency

Additional phase shift (deg.)

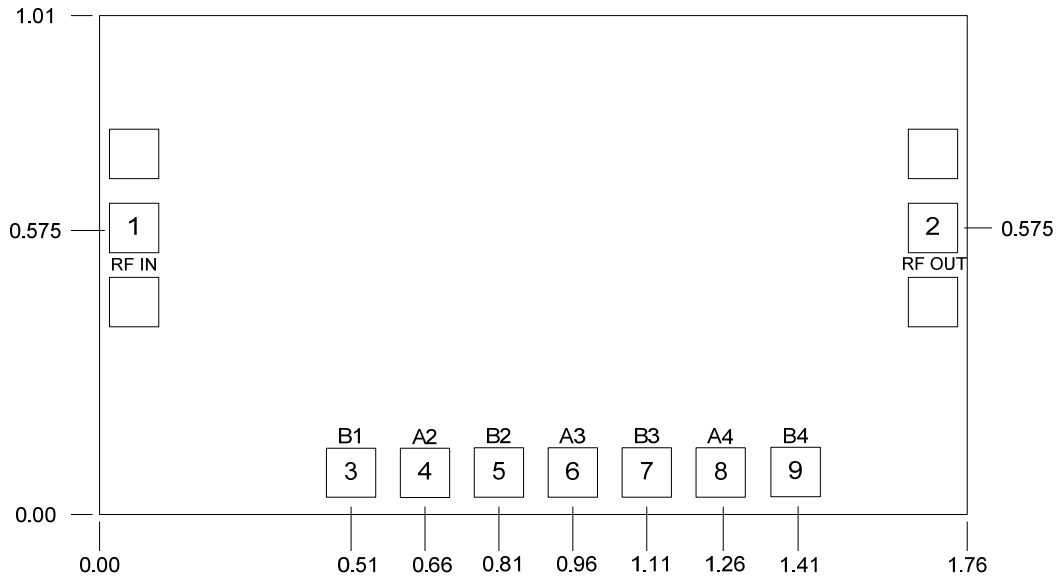
FREQUENCY (GHz)

### Attenuation accuracy vs. Frequency





**Outline Drawing:**  
All Dimensions in mm

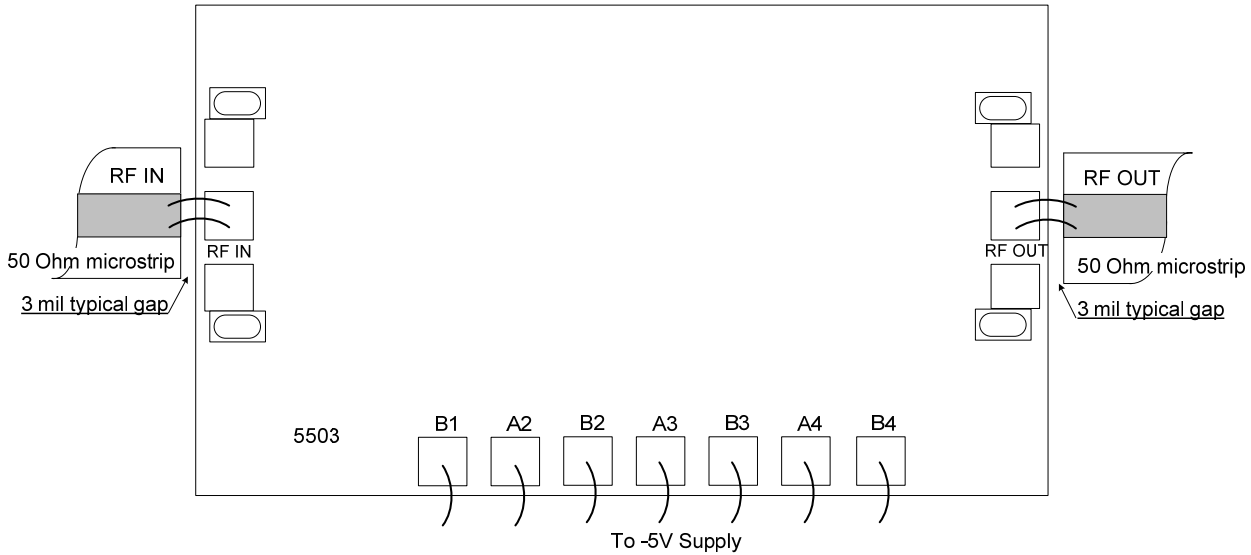


Pad	Function	Description
1,2	RF1, RF2	50 ohm circuit matched, and there is no blocking capacitor integrated inside the chip
3,4...8,9	B1,A2,B2...	Control ports, see below the truth table
Bottom of chip	GND	The bottom of the chip should be in good contact with the RF and DC ground

Status	B1	A2	B2	A3	B3	A4	B4
Reference	-5	0	-5	0	-5	0	-5
1dB	0	0	-5	0	-5	0	-5
2dB	-5	-5	0	0	-5	0	-5
4dB	-5	0	-5	-5	0	0	-5
8dB	-5	0	-5	0	-5	-5	0
15dB	0	-5	0	-5	0	-5	0



## Assembly Drawing



### Notes:

1. Die thickness: 100um
2. Typical bond pad is 100\*100  $\mu\text{m}^2$
3. Bond pad metalization: Gold
4. Backside metalization: Gold
5. Backside of the die (GND)
6. No connection required for unlabeled bond pads
7. Internal DC Block at both input and output.
8. Input/Output use two 25um gold wire, length less than 250um is recommended.

### Maximum Ratings:

1. Input power: +24dBm
2. Operating temperature: -55°C to +85°C
3. Storage temperature: -65°C to +150°C