

Features

- Frequency: DC-25GHz
- Gain: 15.25dB
- Noise Figure: 1.5~4.0dB
- Input /Output Return Loss:>17dB/>11dB
- P1dB: 10.4~16.2dBm
- IP3: 25dBm
- Power Supply: +8 V@60 mA
- Die Size: 3.12 x 1.38 x 0.1 mm

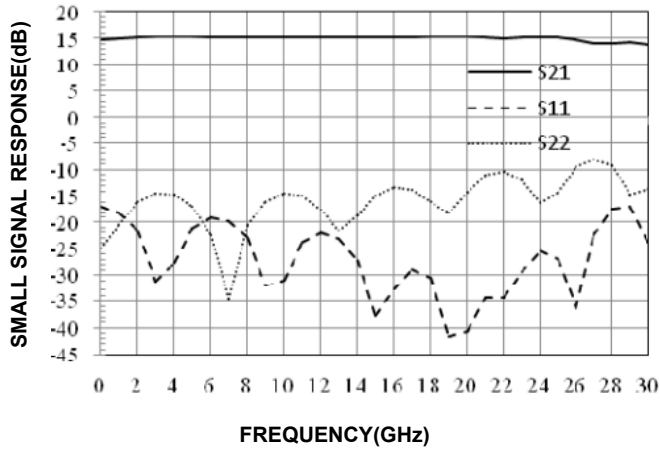
Typical Applications

- Test Instrumentation
- Microwave Radio & VSAT
- Military & Space
- Telecom Infrastructure
- Fiber Optics

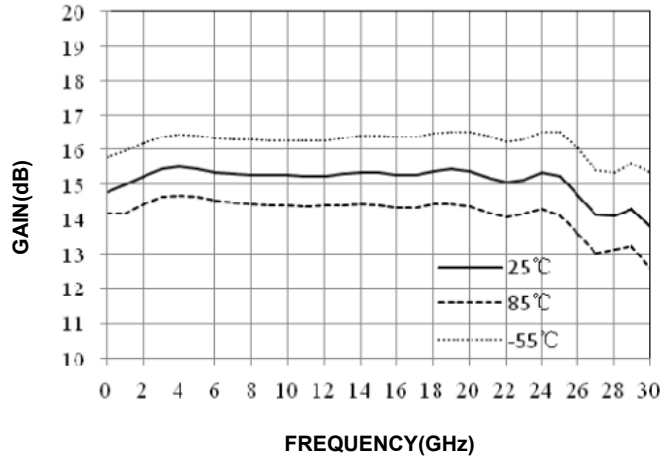

Electrical Specifications
TA = +25°C, Vd = +8V, Vg=-0.26V

Parameters	Min.	Typ.	Max.	Min.	Typ.	Max.	Min.	Typ.	Max.	Units
Frequency	DC-3GHz			3-20GHz			20-25GHz			GHz
Gain	14.5	15.5		15.0	15.5	16.0	14.5	15.0	15.5	dB
Noise Figure		3.0	5.0	1.5	2.0	2.8	2.5	3.0	5.0	dB
P1dB	14.0	15.0	16.0	14.5	15.5	16.0	10.0	13.0	15.0	dBm
Input RL		17.0			20.0			17.0		dB
Output RL		20.0			13.0			11.0		dB

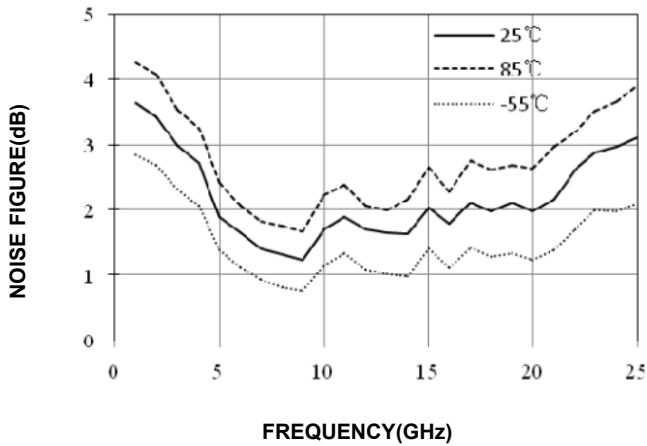
Small Signal Response (25°C)



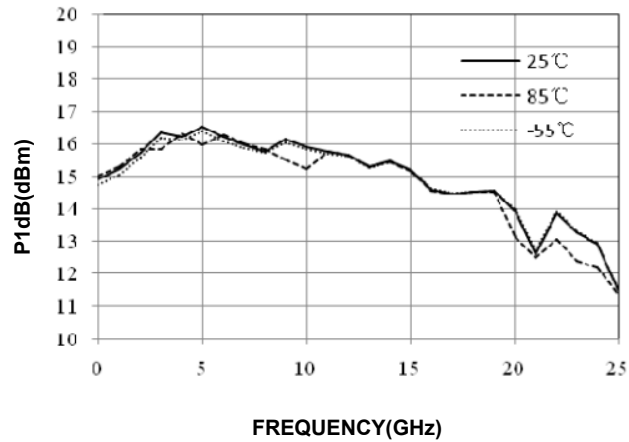
Gain vs. Temperature



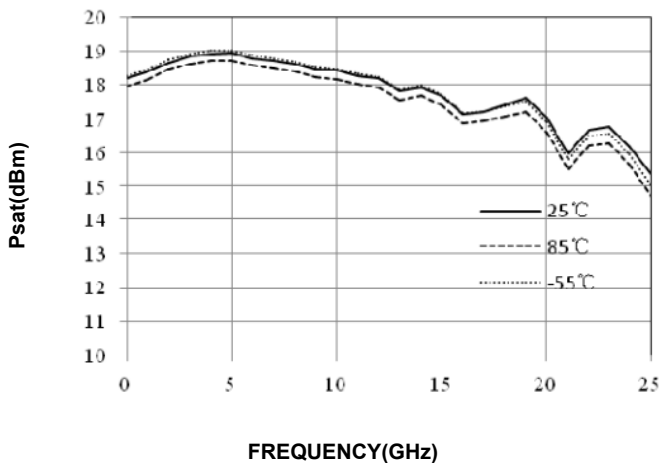
Noise Figure vs. Temperature



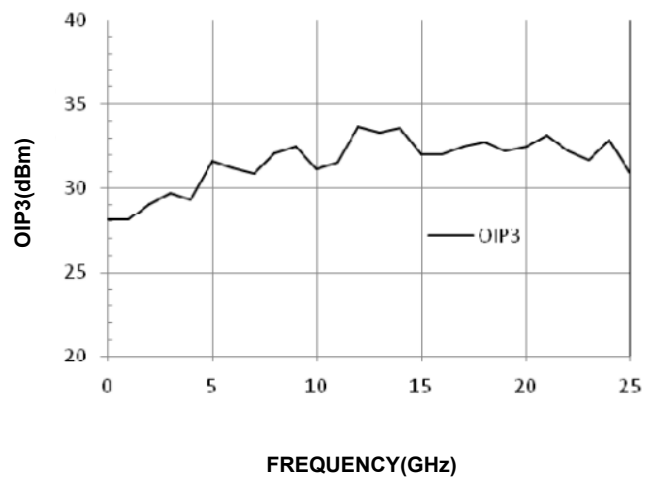
P1dB vs. Temperature



Psat vs. Temperature




OIP3 (25°C)

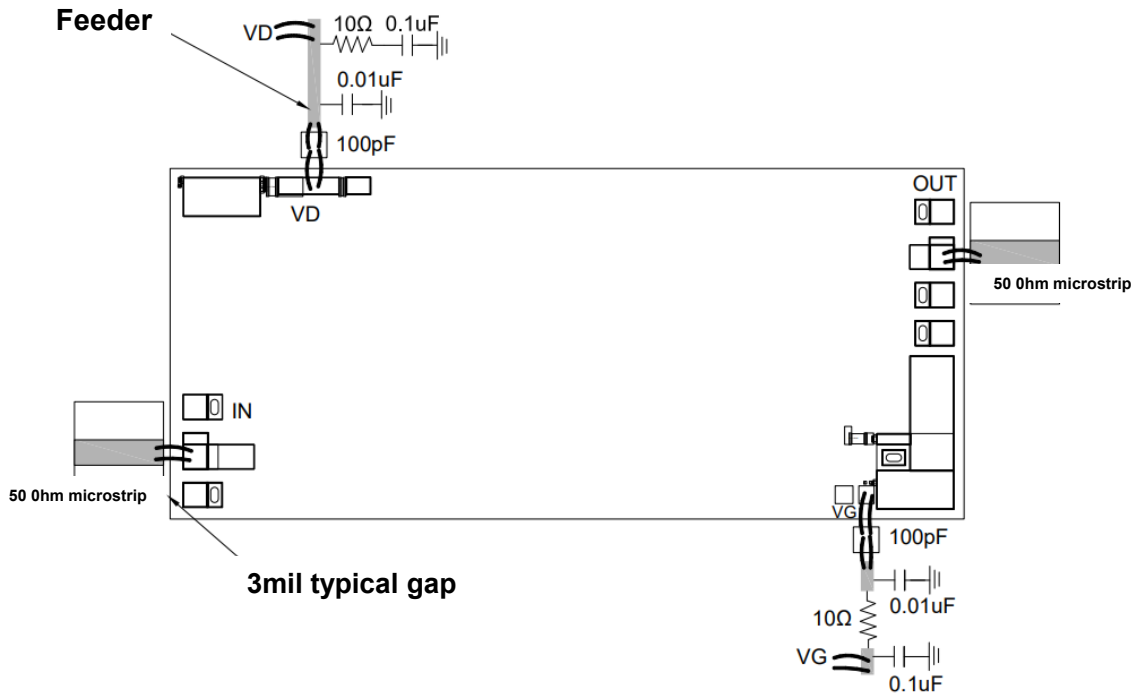




Outline Drawing: All Dimensions in μm



Assembly Drawing



Notes:

1. Die thickness: 100 μm
2. Typical bond pad is 100*100 μm^2
3. Bond pad metalization: Gold
4. Backside metalization: Gold
5. Backside of the die (GND)
6. No connection required for unlabeled bond pads
7. No DC Block.
8. Input/Output use two 25 μm gold wire, length less than 250 μm is recommended.

Maximum Ratings:

1. Control voltage: +9V
2. Input power: +23dBm
3. Operating temperature: -55°C to +125°C
4. Storage temperature: -65°C to +150°C