



Features

- Frequency: 2-12GHz
- Insertion Loss: 0.6dB @ 12GHz
- Equalization: 8dB
- Input/Output Return Loss: 25dB
- Input/Output: 50Ω
- Die Size: 0.85 x 1.0 x 0.1 mm

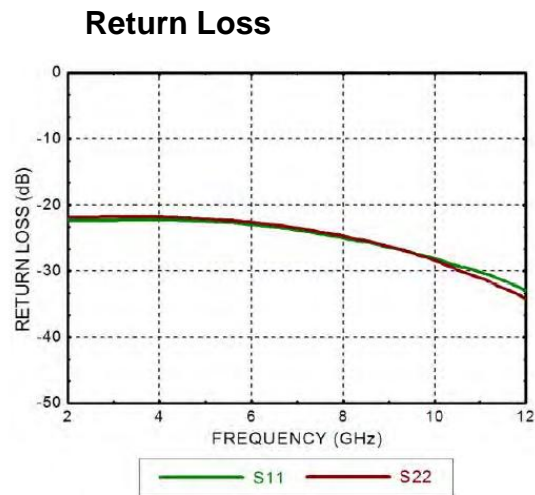
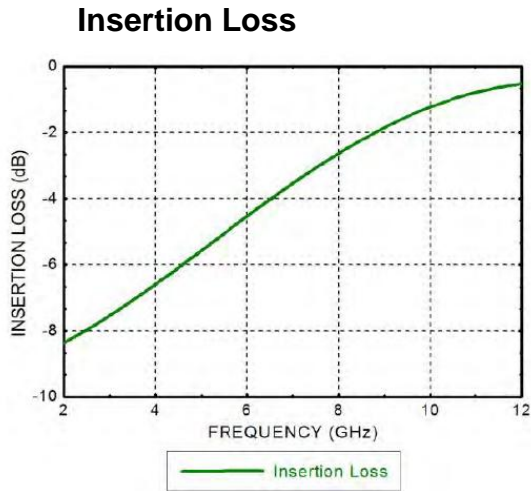
Introduction

- MME004 is GaAs MMIC Equalizer die, widely used to improve in-band fluctuations and equalize amplitude characteristics. The die is grounded through the backside metal via hole, and influence of gold wire bonding at input and output are considered in design phase. It is recommended to use two 25μm diameter gold wire bonds, and the bond wire length is about 300μm.

Electrical Specifications

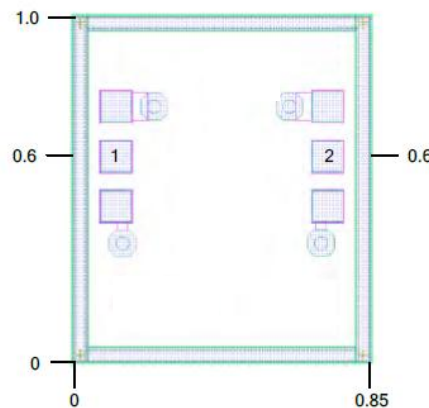
TA = +25°C

Parameters	Min.	Typ.	Max.	Units
Frequency		2-12		GHz
Insertion Loss@12GHz		0.6		dB
Equalization		8		dB
Return Loss		25		dB



Outline Drawing:

All Dimensions in mm



Pad Description

Pad	Function	Description
1,2	RF1,RF2	RF signal terminal

Maximum Ratings:

1. Maximum input power: +30dBm
2. Operating temperature: -55°C to +85°C
3. Storage temperature: -65°C to +175°C