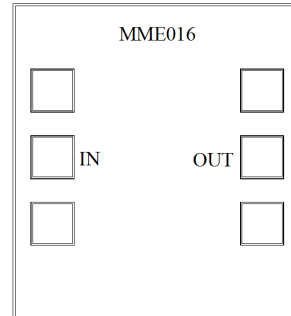




Features

- Frequency: 15-45GHz
- Insertion Loss: 0.8dB
- Equalization: 7dB
- Input/Output Return Loss: 18dB
- Input/Output: 50Ω
- Die Size: 0.65 x 0.71 x 0.1 mm



Introduction

- MME016T is GaAs MMIC Equalizer die, widely used to improve in-band fluctuations and equalize amplitude characteristics. The die is grounded through the backside metal via hole, and influence of gold wire bonding at input and output are considered in design phase. It is recommended to use two 25μm diameter gold wire bonds, and the bond wire length is about 300μm.

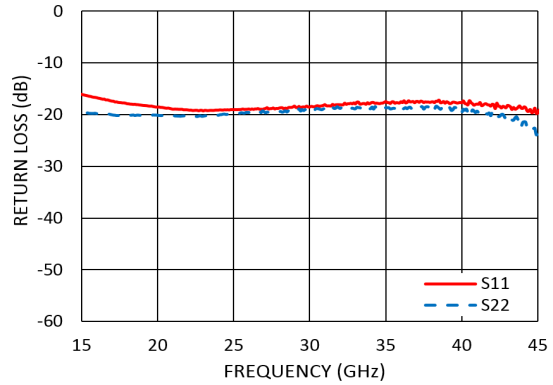
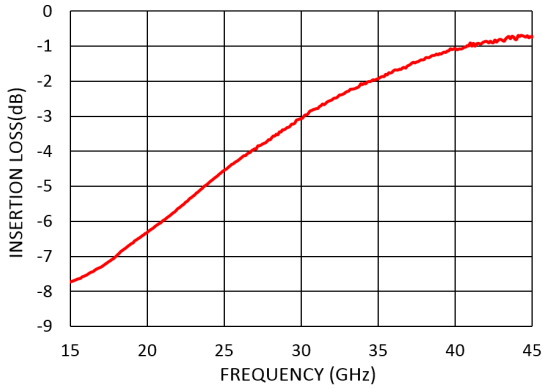
Electrical Specifications

TA = +25°C

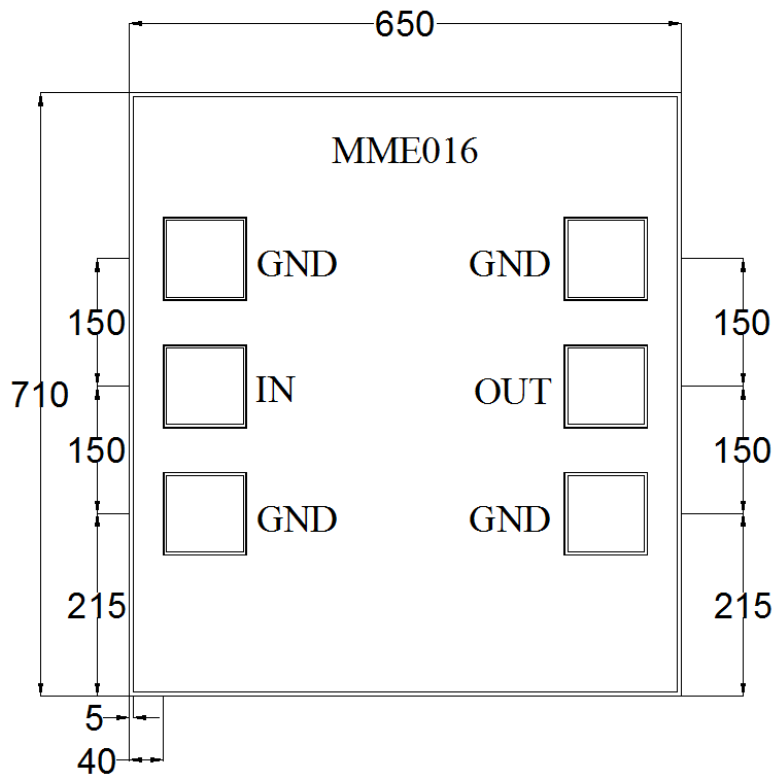
Parameters	Min.	Typ.	Max.	Units
Frequency	15		45	GHz
Insertion Loss		0.8		dB
Equalization		7		dB
Return Loss		18		dB



Measurement Plots: S-parameters

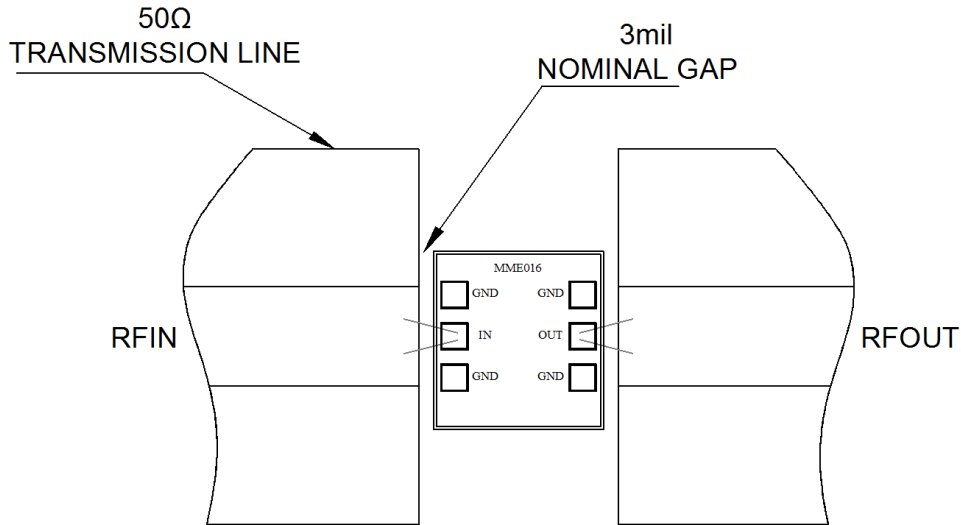


Outline Drawing: All Dimensions in μm





Assembly Drawing



Pad Description

No	Function	Description
1	IN	RF signal terminal
2	OUT	RF signal terminal
3	Die Bottom	Die bottom must be connected to RF ground.

Maximum Ratings:

1. Maximum input power: +30dBm
2. Operating temperature: -55°C to +85°C
3. Storage temperature: -65°C to +150°C